


特性 / FEATURES


- 超小型、标准印制板引出脚
Subminiature, standard PCB layout
- UL 绝缘等级: F级绝缘等级
UL insulation system: Class F
- 环境温度: -40°C~+85°C/+105°C
Ambient temperature: -40°C~+85°C/+105°C



RoHS
Compliant

订购信息 / ORDERING INFORMATION

SRI-12VDC-S L-C



触点参数 / CONTACT PARAMETERS

触点形式	Contact arrangement	A, B, C
接触电阻	Contact resistance	≤100mΩ (1A 6VDC)
触点材质	Contact material	银合金/Silver alloy: AgSnO ₂ In ₂ O ₃ 、AgSnO ₂ 、AgNi
触点负载(阻性)	Contact rating(Res. load)	7A/10A 250VAC/28VDC
最大切换电压	Max switching voltage	300VAC/30VDC
最大切换电流	Max switching current	10A
最大切换功率	Max switching power	3000VA/300W
电耐久性 (频率:每小时360次)	Electrical endurance (Frequency:360 ops/h)	1x10 ⁵ ops / 1x10 ⁴ ops
机械耐久性 (频率:每小时18000次)	Mechanical endurance (Frequency:18000 ops/h)	1x10 ⁷ ops

超小型中功率继电器

7A/10A

Subminiature Intermediate Power Relay

特性参数 / CHARACTERISTICS PARAMETERS

绝缘等级	Insulation level			B/F
绝缘电阻	Insulation resistance			100MΩ(500VDC)
介质耐压 (漏电流 1mA)	Dielectric strength (Leakage current 1mA)	线圈与触点间 Between coil and contacts	2000VAC 1min	
		断开触点间 Between open contacts	1000VAC 1min	
吸合时间(额定电压下)	Operate time(at nominal voltage)			≤6ms
释放时间(额定电压下)	Release time (without diode) (at nominal voltage)			≤3ms
湿度	Humidity			5% ~ 85% RH
环境温度(°C)	Ambient temperature			-40°C ~ +85°C/+105°C
抗冲击	Shock resistance	稳定性/Functional	98m/s ²	
		强度/Destructive	980m/s ²	
抗振动(双振幅)	Vibration resistance (Double amplitude)			10Hz~55Hz 1.5mm
重量	Weight			约/Approx 11g
封装形式	Construction			密封/Sealed 防焊剂/Flux proofed

备注: 以上数据均为初始值


Remark: All above data is initial value

线圈参数 / COIL PARAMETERS

常温/At (23°C)

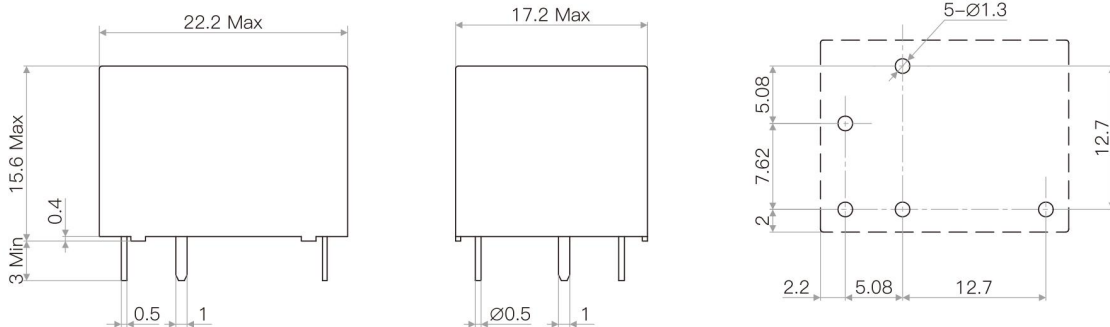
功耗(W)	Power consumption(W)	0.54W(D)								0.72W(L)								0.62W(H)
		05	06	09	12	18	24	36	05	06	09	12	18	24	36	12		
额定电压(VDC)	Nominal voltage(VDC)	46.2	66.2	155	266.6	600	1066.6	2400	34.7	50	112.5	200	450	800	1800	232.2		
线圈电阻(Ω±10%)	Coil resistance(Ω±10%)	46.2	66.2	155	266.6	600	1066.6	2400	34.7	50	112.5	200	450	800	1800	232.2		
吸合电压(Max)	Pick-up voltage(Max)	75% 额定电压(Nominal voltage)														80% 额定电压 (Nominal voltage)		
释放电压(Min)	Drop-out voltage(Min)	10% 额定电压(Nominal voltage)																
允许最大电压(VDC)	Max allowable overdrive voltage(VDC)	130% 额定电压(Nominal voltage)																

安全认证(相关认证以第三方认证证书为准) / SAFETY APPROVAL RATINGS



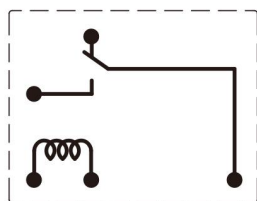
外形图 / OUTLINE DIMENSIONS

单位/Unit(mm)

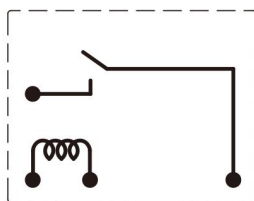


安装孔图(底视图)/Installation hole drawing(Bottom view)
未注公差/Tolerance: ± 0.1

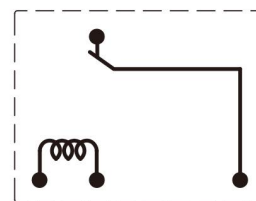
线路图(底视图) / WIRING DIAGRAM (BOTTOM VIEW)



转换C型/Conversion C type



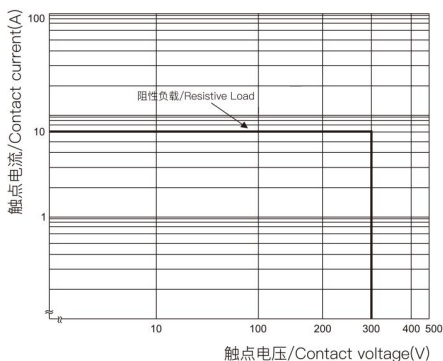
常开A型/Normally open A type



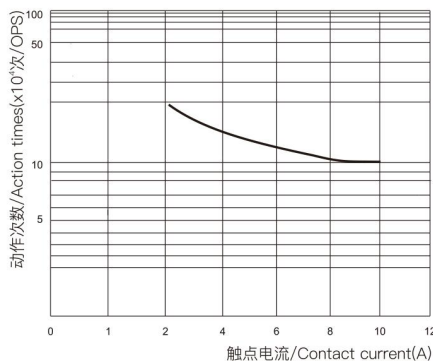
常闭B型/Normally closed B type

性能曲线图 / CHARACTERISTIC CURVES

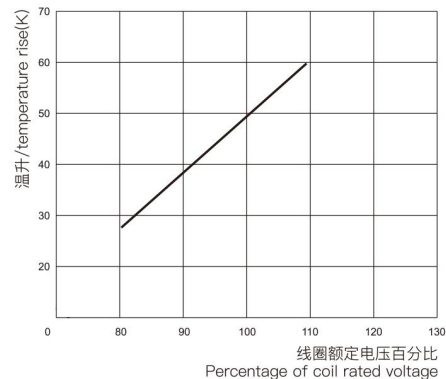
最大切换功率
Maximum switching power



电耐久性曲线
Electrical endurance curve



线圈温升
Coil temperature rise



测试条件:
NO端, 10A 300VAC, 阻性负载, 防焊剂型, 室温, 1s通9s断。

Test conditions:
NO, 10A 300VAC, Resistive load, Flux proofed,
Room temp, 1s on 9s off.

测试条件: 90°C 10A
安装间距: 25mm

Testing conditions: 10A at 90°C.
Mounting distance: 25mm